

High Frequency Ultra-low Jitter Crystal Oscillators [Quick - turn Oscillators , 150 ~ 2,100 MHz]

H_JF

CMOS / Differential

SMD

1.8 V

2.5 V

3.3 V

Min.

150 MHz


Max.

2,100 MHz

Features

- High Frequency Range : 150 ~ 2,100 MHz
- Next-Day sample for Prototypes
- 5.0 x 3.2mm and 7.0 x 5.0mm Package Size
- By pass capacitor embedded


150 fsec typical Phase Jitter



General specifications , at Ta = +25°C

Model	HTJF	HPJF	HDJF	HCJF	HQJF
Output Logic	CMOS	PECL	LVDS	HCSL	CML
Supply Voltage (V _{DD})	+ 1.8 V ± 5%	--	+ 1.8 V ± 5% (*)	+ 1.8 V ± 5%	+ 1.8 V ± 5%
	+ 2.5 V ± 10%	+ 2.5 V ± 10%	+ 2.5 V ± 10%	+ 2.5 V ± 10%	+ 2.5 V ± 10%
	+ 3.3 V ± 10%	+ 3.3 V ± 10%	+ 3.3 V ± 10%	+ 3.3 V ± 10%	+ 3.3 V ± 10%
Available Frequency Range	150 ~ 250 MHz	150 ~ 2,100 MHz	150 ~ 2,100 MHz	150 ~ 700 MHz	150 ~ 2,100 MHz
Output Load	15pF	50 Ω into V _{DD} - 2V or Thevenin equivalent	100 Ω	50 Ω to GND	50 Ω to V _{DD}
Output Logic " High " , " 1 "	90% V _{DD} (min.)	V _{DD} - 1.165 V (min.) V _{DD} - 0.8 V (max.)	V _{DD} : 1.4V (typ.) V _{DD} : 1.6 V (max.)	V _{DD} : 0.66V (min.) V _{DD} : 1.15 V (max.)	V _{DD} - 0.085V (min.) V _{DD} = max.
Output Logic " Low " , " 0 "	10% V _{DD} (max.)	V _{DD} - 2.0 V (min.) V _{DD} - 1.55 V (max.)	V _{DD} : 1.1 V (typ.) V _{DD} : 0.9 V (min.)	V _{DD} : -0.15V (min.) V _{DD} : 0.15V (max.)	V _{DD} - 0.6V (min.) V _{DD} - 0.32V (max.)
Output Voltage Swing	---	595 mV (min.) 930 mV (max.)	250 mV (min.) 450 mV (max.)	450 mV (min.) 700 mV (typ.)	200 mV (min.) 600 mV (typ.)
Current Consumption (V _{DD} = + 3.3 V)	75 mA (typ.) 90 mA (max.)	100 mA (typ.) 120 mA (max.)	75 mA (typ.) 90 mA (max.)	94 mA (typ.) 115 mA (max.)	70 mA (typ.) 85 mA (max.)
Disable Current	62 mA (typ.)	99 mA (typ.)	74 mA (typ.)	93 mA (typ.)	69 mA (typ.)
Rise Time / Fall Time (20% to 80% Waveform)	5.0 nsec. (max.) (10% to 90%)	0.4 nsec. (max.)	0.4 nsec. (max.)	0.4 nsec. (max.)	0.4 nsec. (max.)

Frequency Stability Codes	Frequency Stability Over Operating Temperature Range	± 25 ppm	± 50 ppm	± 100 ppm
	Commercial (-10°C to +70°C)	A	B	C
	Industrial (-40°C to +85°C)	D	E	F
Duty Cycle	50 % ± 5%			
Start-up Time	5 msec (typ.) ; 10 msec (max.)			
RMS Jitter (typ.) (12 KHz to 20 MHz)	156.250 MHz : 159 fsec. ; 491.520 MHz : 155 fsec. ; 644.530 MHz : 151 fsec. ; 2,000 MHz : 163 fsec.			
Storage Temperature	-55°C to + 150°C			
Aging at Ta = +25°C	+ 3 ppm (max.) for first year ; ± 2 ppm (max.) per year thereafter			
Enable / Disable Function on Pad1	80% of V _{DD} (min.) to enable output.			
	20% of V _{DD} (max.) to disable output.			
Enable / Disable Time	2.5 msec. (max.) / 10 usec. (max.)			



MATEL Centre d'affaires Laroiseau 1 rue Anita Conti 56000 VANNES

+33 (0)2 97 60 98 34 www.matel-piezo.fr

High Frequency Ultra-low Jitter Crystal Oscillators [Quick - turn Oscillators , 150 ~ 2,100 MHz]

H_JF	SMD	1.8 V	2.5 V	3.3 V	Min. 150 MHz	Max. 2,100 MHz
		CMOS / Differential				

Part Number Format and Example

	[1]	[2]	[3]	[4]	[5]	[6]	-	[7]	-	[8]
	Supply Voltage	OSC Type	Output Waveform	Series	Package Size	OE Function		Frequency Stability		Center Frequency
Example	3	H	D	JF	578	1	-	E	-	644.530

EX : 3HDJF5781 - E - 644.530 [+3.3V, HDJF type, LVDS output, 7.0x5.0mm 8pad, OE on pad1, ± 50 ppm from -40 to +85°C, 644.530 MHz]

[1]	Supply voltage, " 18 " for +1.8V ; " 25 " for +2.5V ; " 3 " for +3.3V
[2]	OSC Type, " H " : XO
[3]	Output Waveform, " T " : CMOS ; " P " : PECL ; " D " : LVDS ; " C " : HCSSL ; " Q " : CML
[4]	JF Series
[5]	Package Size, " 538 " : 5.0 x 3.2 mm 8pad ; " 578 " : 7.0 x 5.0 mm 8pad
[6]	" 1 " : OE function on pad # 1
[7]	-10°C ~ 70 °C " A " ± 25 ppm ; " B " ± 50 ppm ; " C " ± 100 ppm -40°C ~ 85 °C " D " ± 25 ppm ; " E " ± 50 ppm ; " F " ± 100 ppm
[8]	Frequency in MHz

Outline Dimensions (Unit : mm) , Suggested pad Layout for SMDs


H_JF538	H_JF578

Pad Connections :

Pad 1 : Output Enable	Pad 2 : No Connection	Pad 3 : Ground	Pad 4 : CMOS : Output , Differential : Output
Pad 5 : CMOS : No Connection , Differential : Complementary	Pad 6 : Supply Voltage	Pad 7 , Pad 8 : Do Not Connect	

Test Circuits

CMOS	HCSSL	LVDS Test Circuits for 2.5V and 3.3V
PECL	CML	LVDS Test Circuits for 1.8V only (*)
<p>$V_{DD} = 3.3V, R1 = R3 = 127 \Omega, R2 = R4 = 82.5 \Omega$ $V_{DD} = 2.5V, R1 = R3 = 250 \Omega, R2 = R4 = 62.5 \Omega$</p>		

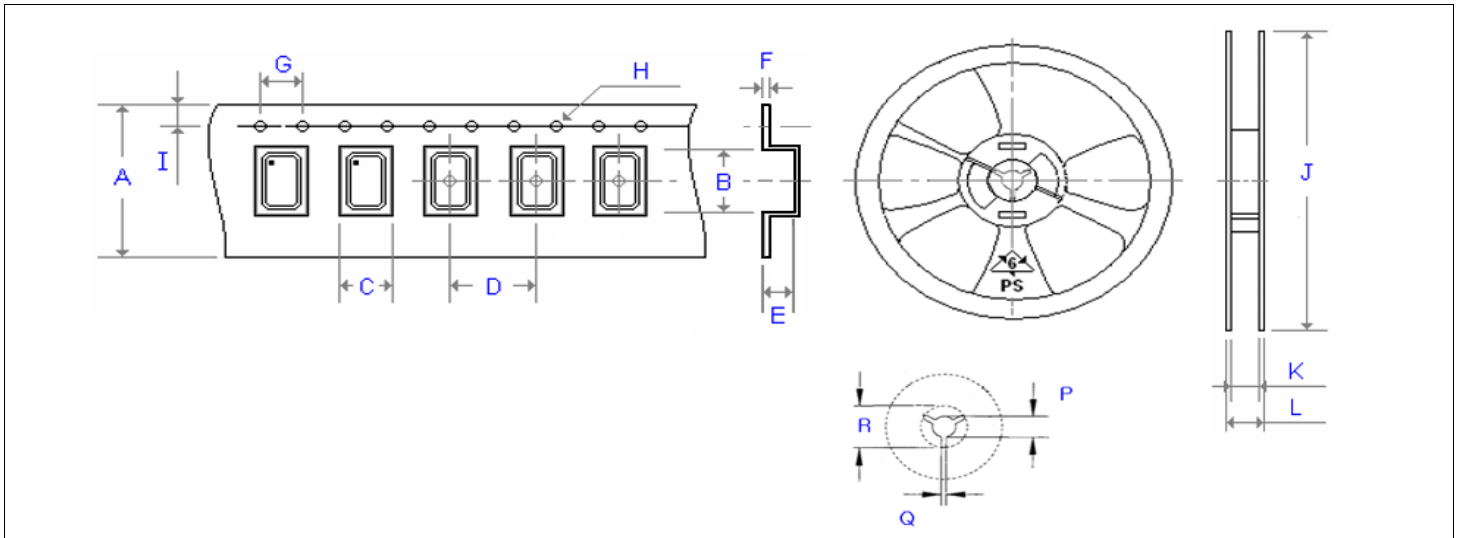


MATEL Centre d'affaires Laroiseau 1 rue Anita Conti 56000 VANNES

+33 (0)2 97 60 98 34 www.matel-piezo.fr

Emboss Taping and Reel Specifications

[Crystal Oscillator Units]




Carrier Type Dimensions (unit : mm) ±0.3mm

	A	B	C	D	E	F	G	H	I	pcs / reel
H21	8.00	2.30	1.90	4.00	0.90	0.25	4.00	Ø 1.50	1.75	3000
H_22	8.00	2.80	2.25	4.00	1.10	0.30	4.00	Ø 1.50	1.75	3000
H_32	8.00	3.40	2.70	4.00	1.40	0.25	4.00	Ø 1.50	1.75	3000
H_53	12.00	5.30	3.60	8.00	1.40	0.30	4.00	Ø 1.50	1.75	1000
H_57	16.00	7.30	5.30	8.00	1.90	0.32	4.00	Ø 1.50	1.75	1000
SWO	16.00	7.20	5.40	8.00	1.80	0.32	4.00	Ø 1.50	1.75	1000
H_226	8.00	2.80	2.25	4.00	1.10	0.30	4.00	Ø 1.50	1.75	3000
H_326	8.00	3.40	2.70	4.00	1.40	0.25	4.00	Ø 1.50	1.75	3000
H_536	12.00	5.30	3.60	8.00	1.40	0.30	4.00	Ø 1.50	1.75	1000
H_576	16.00	7.30	5.30	8.00	1.90	0.32	4.00	Ø 1.50	1.75	1000
H_JF328	8.00	3.40	2.70	4.00	1.40	0.25	4.00	Ø 1.50	1.75	3000
H_JF538	12.00	5.30	3.60	8.00	1.40	0.30	4.00	Ø 1.50	1.75	1000
H_JF578	16.00	7.30	5.30	8.00	1.90	0.32	4.00	Ø 1.50	1.75	1000

Reel Dimensions (unit : mm) ±2mm

	J	K	L	P	Q	R	pcs / reel
H21	180.00	9.00	12.000	13.00	2.50	20.20	3000
H_22	180.00	8.40	11.400	13.00	2.50	20.20	3000
H_32	180.00	9.00	12.000	13.00	2.50	20.20	3000
H_53	180.00	13.00	16.000	13.00	2.50	20.20	1000
H_57	180.00	17.20	19.300	13.00	2.50	20.20	1000
SWO	180.00	17.20	19.300	13.00	2.50	20.20	1000
H_226	180.00	8.40	11.400	13.00	2.50	20.20	3000
H_326	180.00	9.00	12.000	13.00	2.50	20.20	3000
H_536	180.00	13.00	16.000	13.00	2.50	20.20	1000
H_576	180.00	17.20	19.300	13.00	2.50	20.20	1000
H_JF328	180.00	8.00	12.000	13.00	2.50	20.20	3000
H_JF538	180.00	13.00	16.000	13.00	2.50	20.20	1000
H_JF578	180.00	17.20	19.300	13.00	2.50	20.20	1000



MATEL Centre d'affaires Laroiseau 1 rue Anita Conti 56000 VANNES

+33 (0)2 97 60 98 34 www.matel-piezo.fr