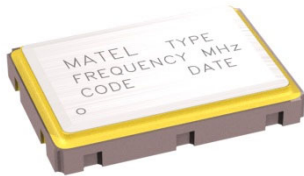



SMD Crystal Units 7.0 x 5.0 x1.0 HCX-7SB



FEATURES
6 to 200 MHz Case Name: 7x5
APPLICATION
PCMCIA Communication equipment

Electrical specifications :

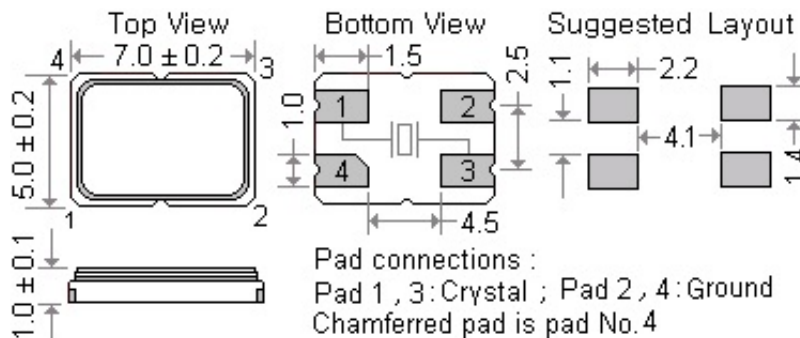
Parameters	Conditions	Min	Typ	Max	Units
Frequency Range		6.000		200.000	MHz
Frequency Tolerance	At 25°C	± 5		± 30	ppm
Temperature Stability	Ref to 25°C	± 5		± 30	ppm
Operating Temperature Range		- 40		+ 85	°C
Storage Temperature Range		- 50		+ 105	°C
Shunt Capacitance				7	pF
Load Capacitance	Customer specified	8		Series	pF
Insulator Resistance	100 Vdc	500			M Ω
Drive Level			10	100	μW
Ageing	At 25°C per year	-3		+3	ppm

* Operating temperature range : -40°C. to +85°C option.

Equivalent Series Resistance (ESR) and Mode of Vibration (Mode) :

Frequency Range (MHz)	Max (ESR) Ω	Mode	Frequency Range (MHz)	Max (ESR) Ω	Mode
6.000 to 7.999	80	Fundamental	30.000 to 39.999	100	3rd Overtone
8.000 to 10.999	60	Fundamental	40.000 to 49.999	80	3rd Overtone
11.000 to 13.999	50	Fundamental	50.000 to 200.000	90	3rd Overtone
14.000 to 50.000	40	Fundamental			

Mechanical Dimensions (mm) :



TYPE	HCX-7SB	REVISION	04	CHECKED	PB	DATE	07/10/2021
------	---------	----------	----	---------	----	------	------------

Crystal Units Codification Part Numbering System



www.matel-piezo.fr

HCX-TAB 12MHz F 20 A 3 3 S

↕ ↕ ↕ ↕ ↕ ↕ ↕ ↕

Package	Nominal Frequency (MHz)	Vibration Mode	Load Capacitance	Operating Temperature Range	Frequency Tolerance	Frequency Stability	Option
HCX-TAB HCX-1AB HCX-2SB HCX-3SB HCX-5SB HCX-5SA HCX-6SB HCX-6SA HCX-7SB HC-49U HC-49SA HC-49SB HC-49SMA HC-49SMB MF-04 MF-05 MF-24 MF-25 MF-UM1 MF-UM5	Please enter the nominal frequency	F = AT-fund T = AT-3rd V = AT-5th B = BT-fund	00 = series 10 = 10pF 32 = 32pF Other load capacitance on request	A= 0°C to +50°C B= 0°C to +70°C C= -10°C to +60°C D= -10°C to +70°C E= -20°C to +70°C G= -30°C to +85°C M= -40° to +85°C R= -55° to +125°C	1=±10ppm 2=±20ppm 3=±30ppm 5=±50ppm 0=±100ppm X=±5ppm Y=±15ppm Z=±25ppm	1=±10ppm 2=±20ppm 3=±30ppm 5=±50ppm 0=±100ppm X=±5ppm Y=±15ppm Z=±25ppm	S = Insulator tab G=Gull Wing

TYPE	CODIFICATION	REVISION	04	CHECKED	PB	DATE	22/04/2016
------	--------------	----------	----	---------	----	------	------------

All specifications are subject to change without notice