

SMD Oscillator CXO 5X3.2

HXO-53 & HXO-56



FEATURES
1 to 133 MHz HCMOS/TTL compatible Tri-State Enable/Disable
APPLICATIONS
Clocking Datacomms PCMCIA

Electrical Parameters

Parameters	Conditions	HXO-53	HXO-56
Frequency Range		1 to 100 MHz	1 to 133 MHz
Frequency Stability*	All Conditions*	± 25 ppm, ± 50 ppm, ± 100 ppm	
Operating Temperature Range		-10 ~ 70°C, -20 ~ 70°C, -40 ~ 85°C	
Storage Temperature Range		-55°C ~ 125°C	
Power Supply Voltage (VDD)		+5V ± 10%	+3.3V ± 10%
Supply Current	1 to 9.999 MHz	15 mA Max	8 mA Max
	10 to 34.999 MHz	20 mA Max	10 mA Max
	35 to 49.999 MHz	35 mA Max	25 mA Max
	50 to 133 MHz	40 mA Max	35 mA Max
Output Symmetry	At ½ VDD	40/60% (45/55% option)	
Rise Time	10% VDD ~ 90% VDD	5 nS Max	5 nS Max
Fall Time	90% VDD ~ 10% VDD	5 nS Max	5 nS Max
Output Voltage		90% VDD Min	
		10% VDD Max	
HCMOS Load		15 pF Max	
Start-up Time		10 mS Max	
Ageing (First Year)	25°C ± 3°C	± 2 ppm Max	

Ordering Code Stability

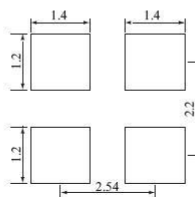
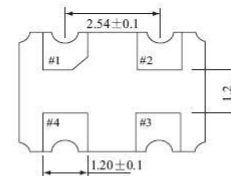
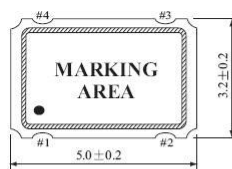
Stability*	Code	Temperature Range	Code
± 25 ppm	A	- 10 + 70°C	M
± 50 ppm	B	- 20 + 70°C	E
± 100 ppm	C	- 40 + 85°C	W

*Includes: 25°C calibration, operating temperature range, input voltage and load change, ageing, shock and vibration

Mechanical Dimensions (mm)

Options

Option	Code
Symmetry 45/55%	T



Pin	Connection
#1	Tri-State
#2	GND
#3	Output
#4	+5.0Vcc

Recommended Solder Pattern

SMD CXO

Note : A 0.01uF bypass capacitor should be place between Vdd (Pin 4) and GDN (pin 2) to minimize power supply line noise

TYPE	HXO-53 & HXO-56	REVISION	03	CHECKED	PB	DATE	05/10/2011
------	-----------------	----------	----	---------	----	------	------------

All specifications are subject to change without notice